



MAKI Area Scorecard 2017-18

FQ2 17/18

'Making Argyll and Bute a place people choose to live, learn, work and do business'

Corporate Outcome - People live active, healthier and independent lives

CC26_01-Number of new affordable homes completed per annum.



CC1 Affordable social sector new builds - MAKI



Corporate Outcome - People live in safer and stronger communities

Dog fouling - A&B total complaints



Dog fouling - number of complaints MAKI



Car Parking income to date



Car Parking income to date - MAKI



A&B % community councils with emergency plan



MAKI % community councils with emergency plan



LEAMS - MAKI Kintyre



LEAMS - Argyll and Bute monthly average



LEAMS - MAKI Islay

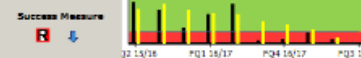


LEAMS - MAKI Mid Argyll



Corporate Outcome - The economy is diverse and thriving

PR23_03-Pre-application enquiries processed within 20 working days



% of Pre-App Enquiries Processed in 20 working days in MAKI



Householder Planning Apps: Ave no of Weeks to Determine - ABC



Householder Planning Apps: Ave no of Weeks to Determine - MAKI




Corporate Outcome - Education, skills and training maximises opportunities for all

% Positive destinations



HMIE positive School Evaluations - MAKI Sec




Corporate Outcome - We have infrastructure that supports sustainable growth

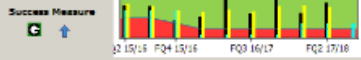
No of Complaints ref Waste Collection



Complaints ref Waste Collection MAKI



RA24_02-Percentage of waste recycled, composted and recovered.



Shanks - No of Tonnes of Waste Recycled, Composted & Recovered



RA14_05-Percentage of street lighting repairs completed within 10 days.



Street lighting - % MAKI faults repaired within 10 days

